

- | | |
|-------------------------------|--|
| 1. Chair body | 12. Drain |
| 2. Chair cushion and massager | 13. Faucet & Hand spray |
| 3. Chair arm cushion | 14. Adjustable foot cushion - standard |
| 4. Massage controller | 15. GeniJet™ System |
| 5. Light switch (optional) | 16. Tub trim |
| 6. On/off for GeniJet™ | 17. Drain |
| 7. Hotwater supply | 18. Air control for GeniJet™ |
| 8. Cold Water supply | 19. Seat adjustment |
| 9. Footrest adjustment button | 20. Seat Swivel |
| 10. Rear service area | 21. Tub body |
| 11. Waste & Overflow control | 22. Electrical air switch |

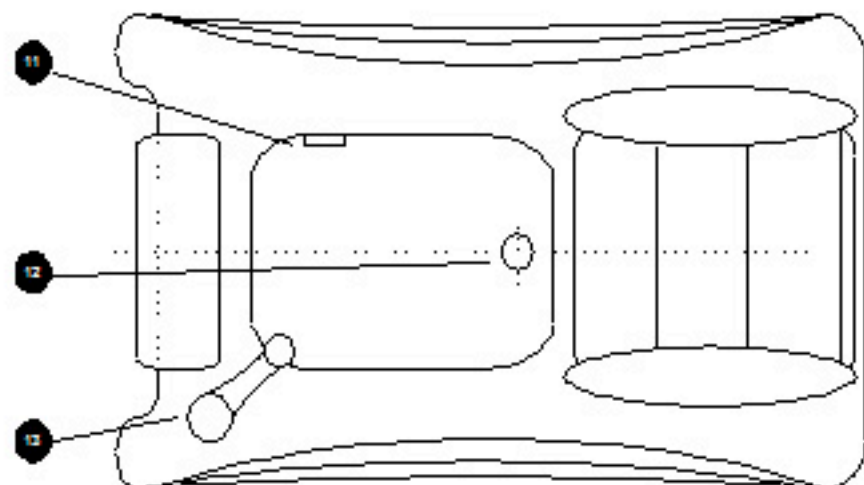


Figure 2 -top view

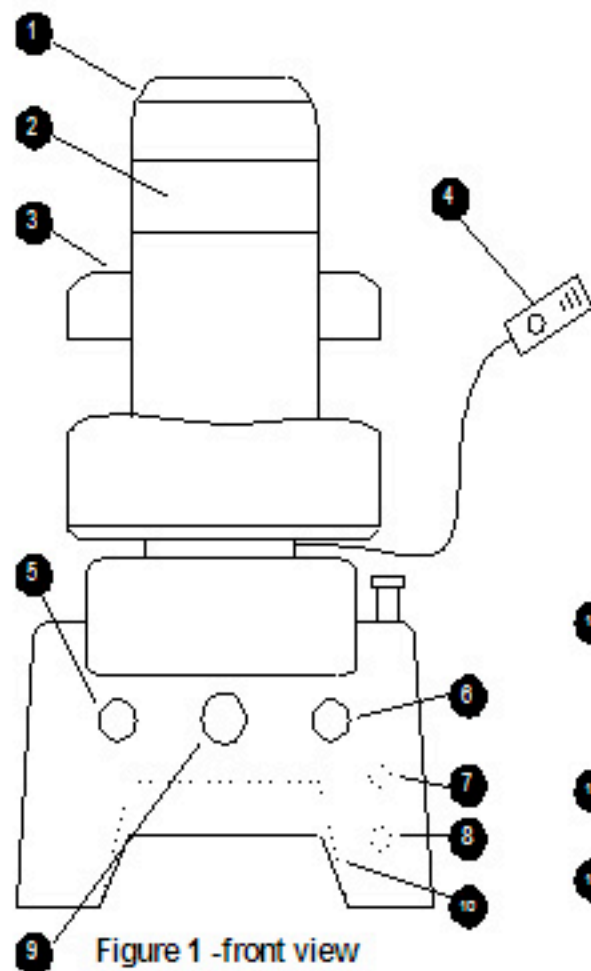


Figure 1 -front view

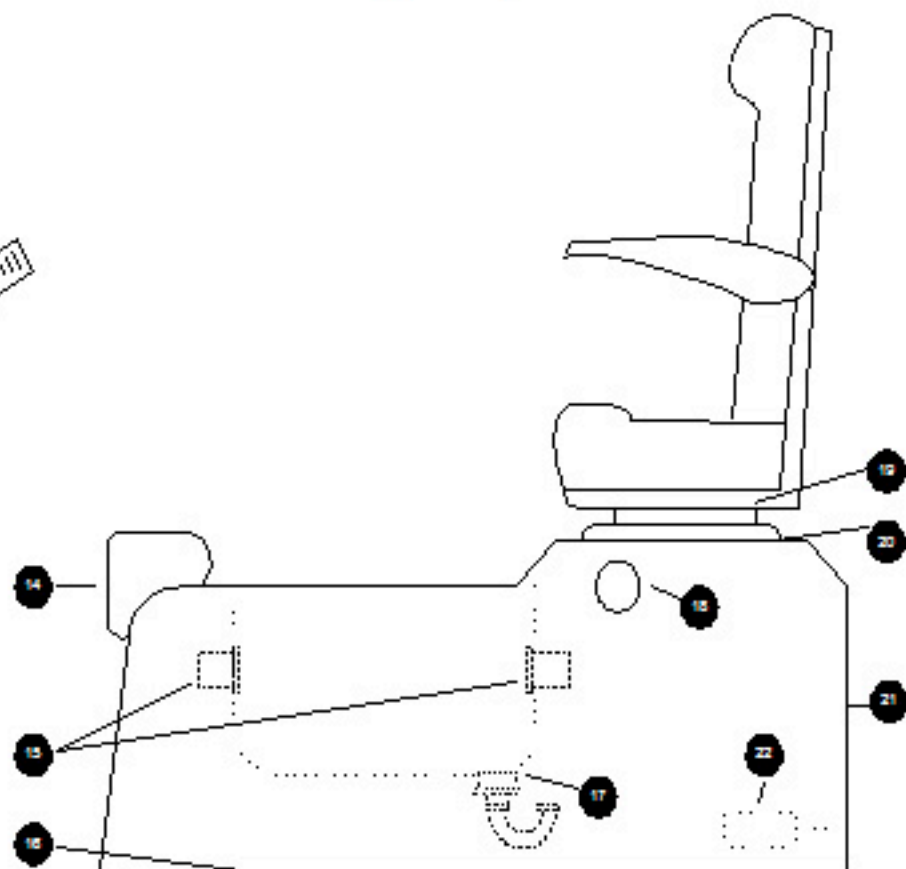


Figure 3 -side view